More menu

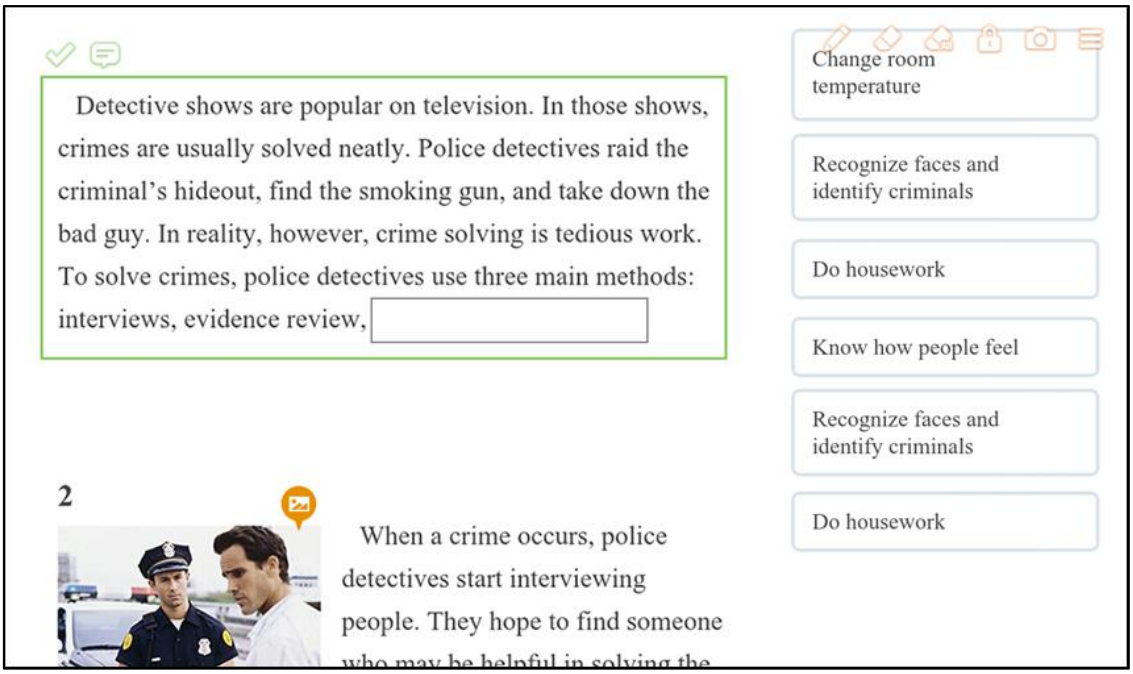

The more menu provides additional functions to use during class.

Using the More Menu

Additional functions may be used during class. For example, student attendance and class material can be changed.

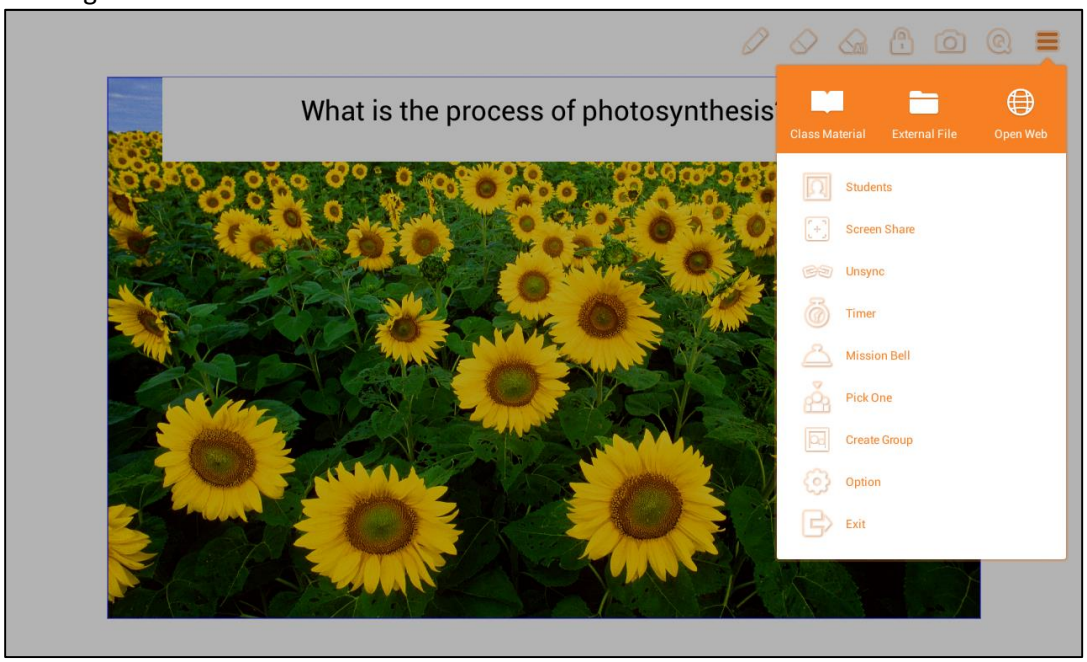

Class Material

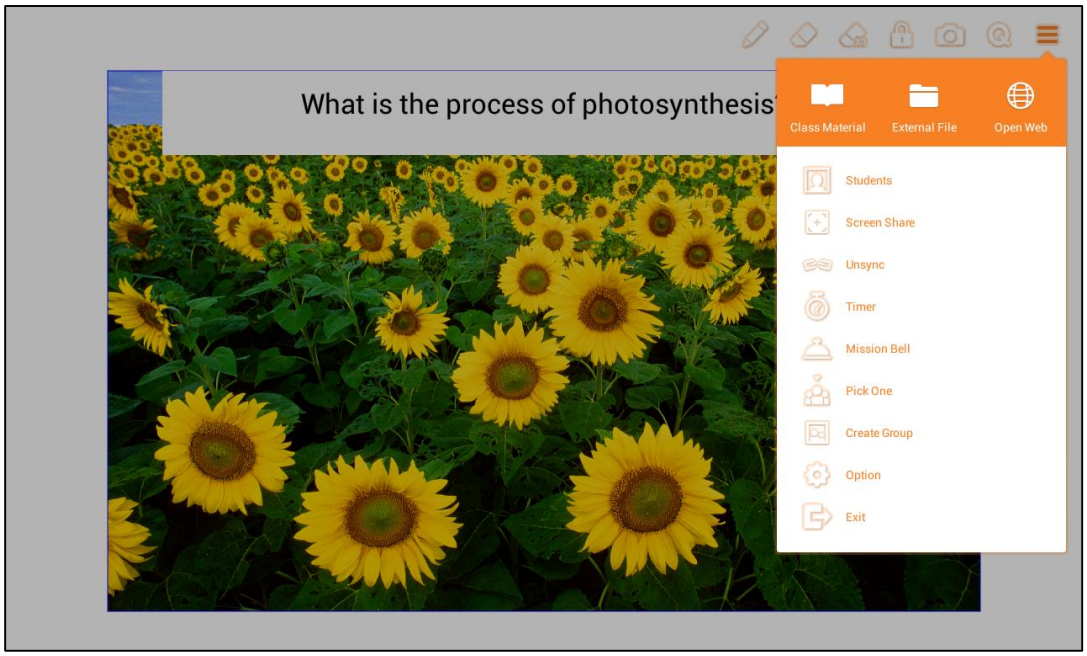

This menu allows the teacher to change the Class Material. Under material, the teacher can take advantage of additional content, such as a blackboard. When the teacher changes the slide, the students are automatically taken to a standby screen.



External File

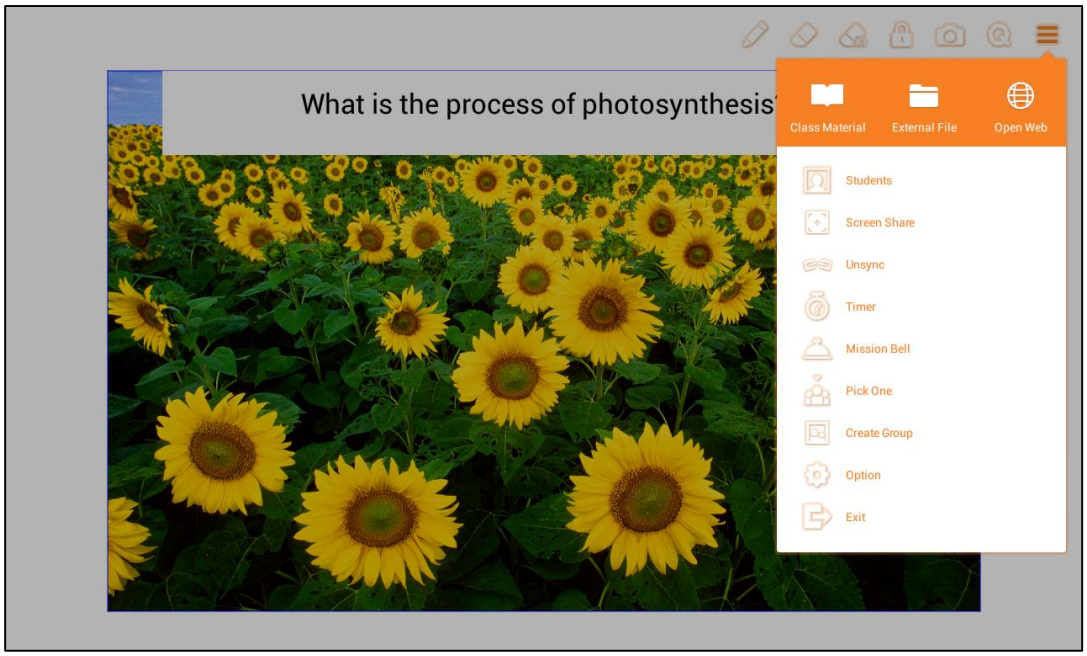

Class material does not need to be added ahead of time. Using the more menu, the teacher can access additional saved files during class.

Open Web

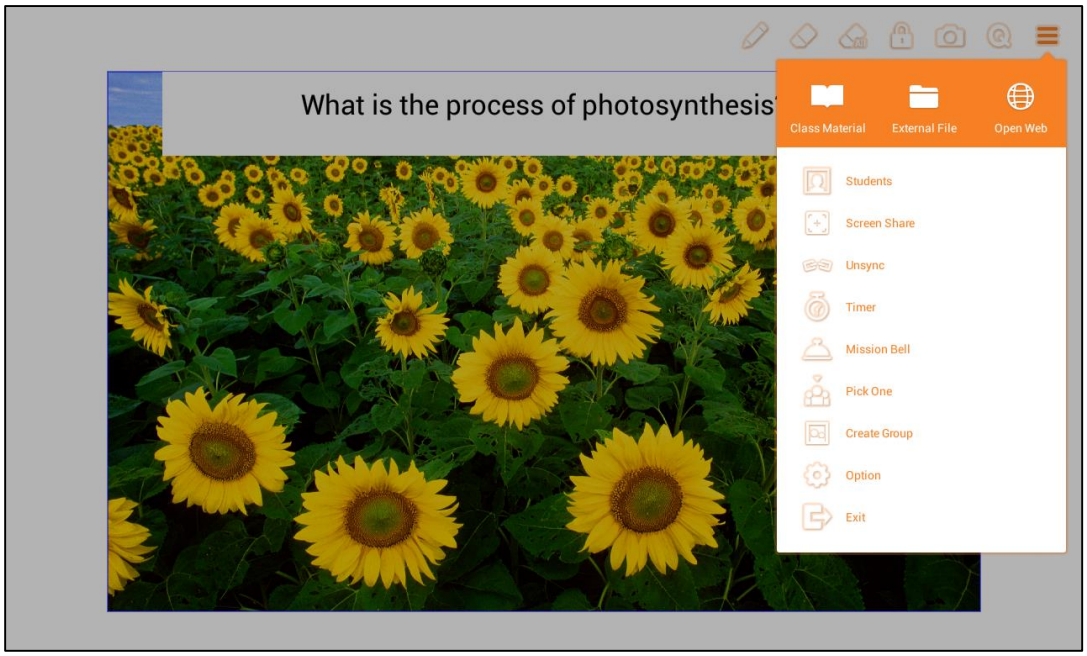

A web browser can be accessed during class.

Students

This menu is used to view and change the students' statuses. The students are displayed according to their current status. The class name and student attendance can be found on the right side of the screen. If a student is selected, a pop-up screen allows the teacher to change the attendance status.



The attendance status is divided as follows:

- Present: the student is present.
- Late: the student is late to class.
- Left Early: the student left early during class.
- Absent: the student is absent from class.

Screen Share

The teacher can capture and send their current screen by pressing the share screen button in the more menu. The screen capture is sent to the students and can be found as a thumbnail image on the right of their screen.

Brainstorming

This menu allows the students to work together by providing a blank lined page for students to write their opinions on.

Unsync

The unsync function allows the students to go to view a different page from the teacher. This is especially useful when students need to view a page in full or when students are solving problems. The student is free to go to a different page, answer questions, and view multimedia independently from the teacher.
When the teacher unsyncs the students, a widget appears on the upper left-hand corner of the teacher's tablet. When the widget is pressed, the students are re-synced to the teacher's tablet.

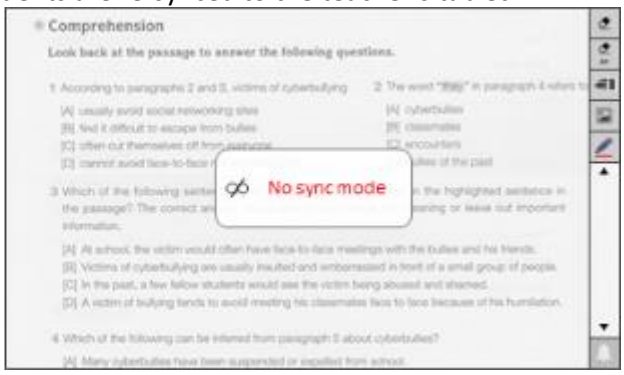

Timer

The timer function runs a count-down timer. Once the time is set, a timer widget appears on the upper left-hand corner of the teacher's tablet.

1. Select the timer from the more menu.
2. Set the time in the pop-up menu. Select the minutes and seconds by pressing the arrows or by using the presets (Note: the seconds can only be adjusted by using the arrows).
3. Press the Start button to bring up the timer widget. Press the timer to reset the time or exit it by pressing the X. The timer counts down 1 second at a time. An alarm sounds when the time is finished.

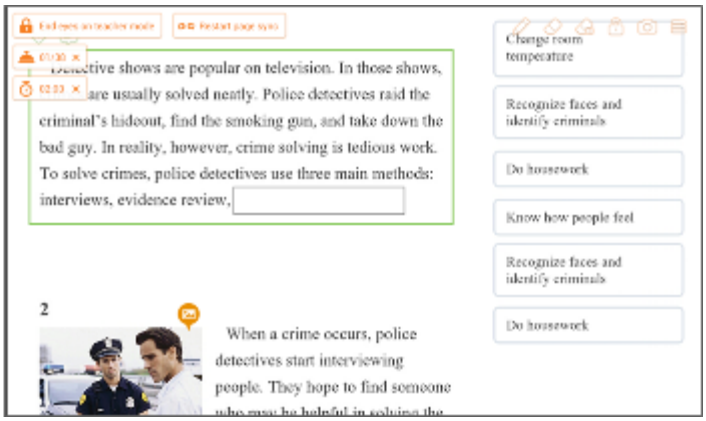

- If the timer is selected, a widget pops-up. The time can be reset.
- Select the X button to exit the timer.

Mission bell

The mission bell function can be used to check students' progress or for simple voting. If the Mission bell widget is selected, a widget will appear on the upper left-hand corner of the teacher's tablet and the mission bell on the students' tabs is activated.

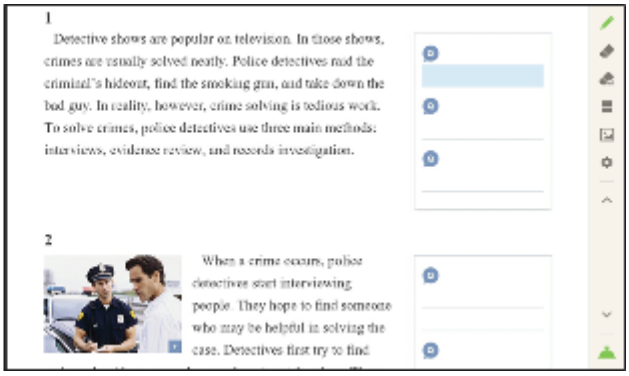

- The mission bell widget displays how many students have pressed the bell.
- Select the X button to exit out of the mission bell.

Pick One

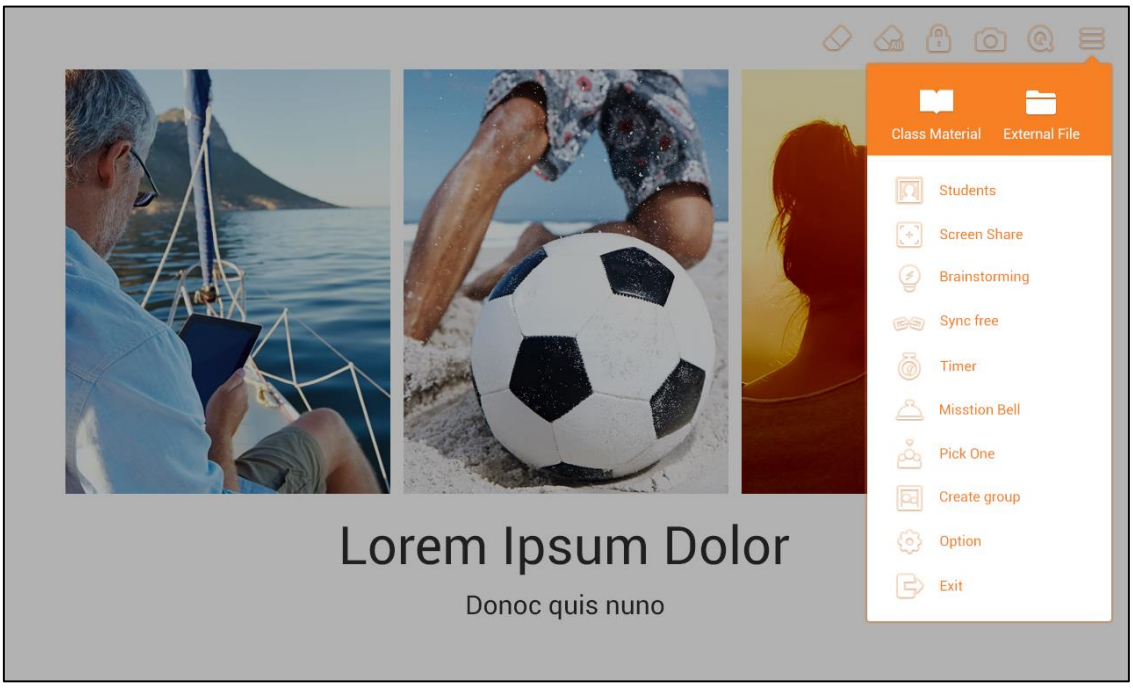

This function allows the teacher to choose a student at random.

1. Choose the Pick one function in the more menu.
2. Press the Start button to select a student at random.

Create groups

This function allows the teacher to divide the class into groups. Utilize this function during a group activity.

1. Select the create group function.
2. Select the number of groups.

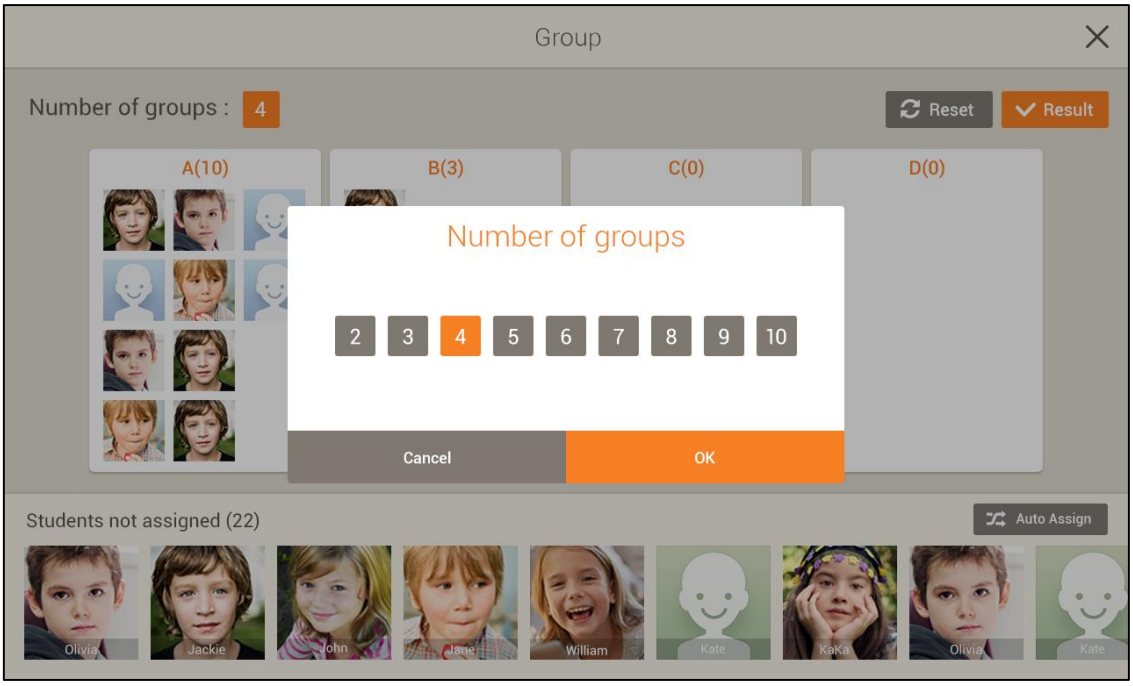

3. Drag and drop students from the bottom of the screen into the desired groups OR select auto assign to automatically assign groups.

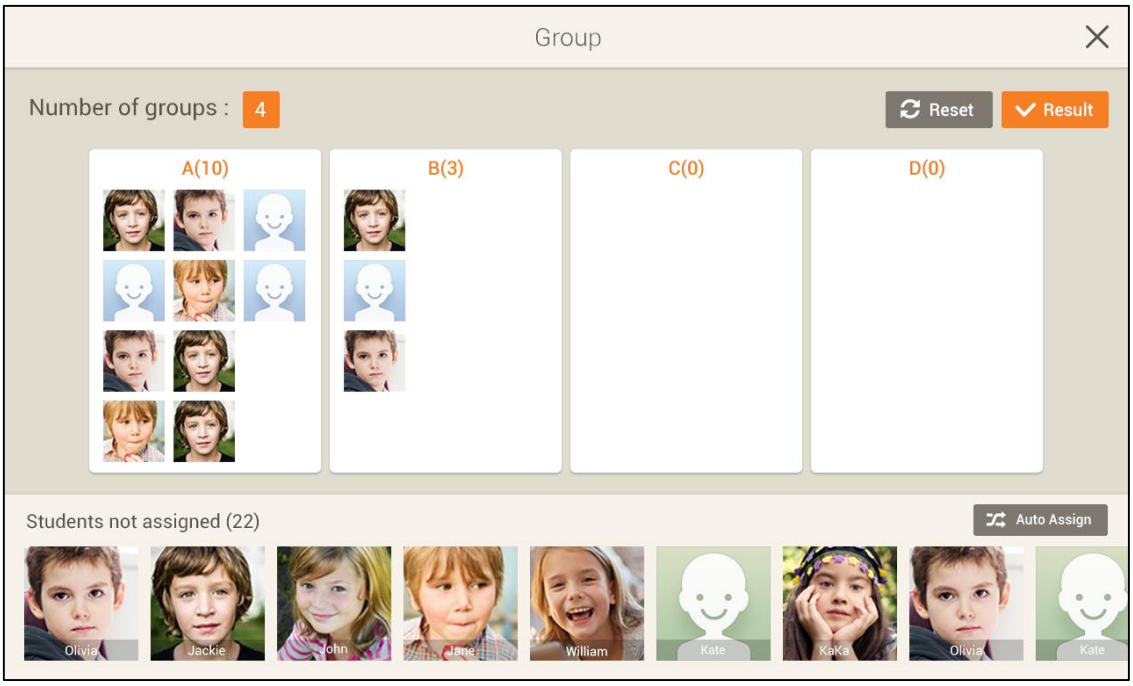

4. Once the groups have been selected, press the Result button to set the groups.

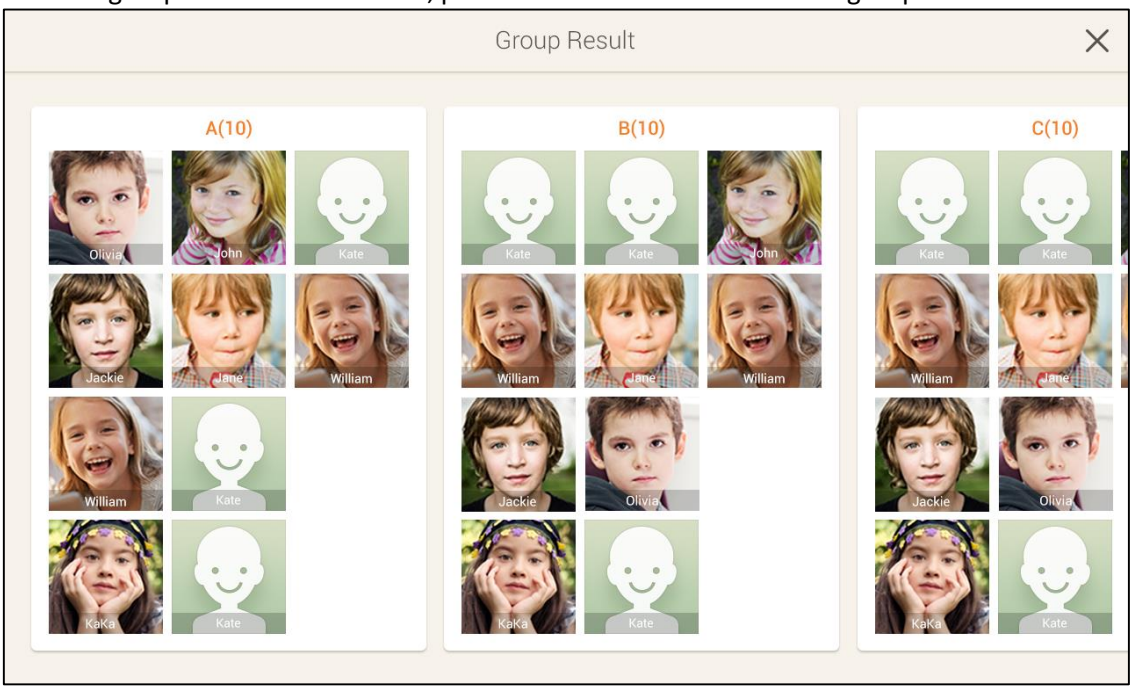

Options

Set the options for the writing tools.

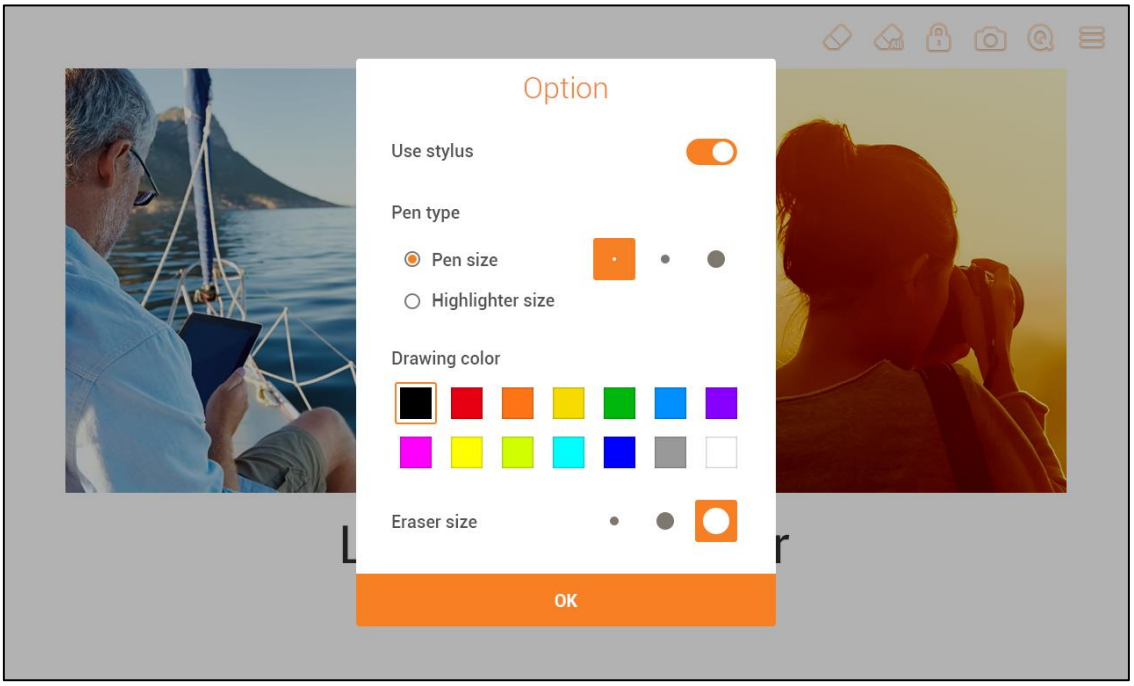

- Use stylus: enable or disable the use of the active stylus

Use stylus Enabled <C06-03 Image30>: enable the use of the Tablet's active stylus.

Use stylus Disabled <C06-03 Image31>: draw with a finger. Note: the pen option needs to be activated in the toolbar.

- Pen type: select from a pen or highlighter and select the size.
- Drawing color: choose the color of the pen.
- Eraser size: select the thickness of the eraser.

Exit

Select this function to end the class. If selected, a confirmation pop-up appears. If the teacher chooses to end the session, the teacher and the students are moved back to the main screen, and the class is terminated.

<u>Using a Student Tablet</u>

Writing Tools

- Pen

Use this function to switch to drawing mode.
The Pen function is only available when using a finger or a regular stylus.
Tip: Use a stylus for a more precise drawing.

- Eraser

Use this function to erase parts of the drawings on the page.

- Erase All

Use this function to erase all the drawings on the current page. Once erase all is selected, the pen or eraser mode is deactivated.
Note: The pen and eraser function cannot be selected at the same time.
Tip: the eraser width can be adjusted.

- Refer

Look at another slide while viewing the current slide. If the Refer button is pressed, the screen is divided vertically. Below are the scroll options:

- On the top screen, flick left or right to move through the pages or move the page up and down to scroll through the page.
- The bottom screen shows the current page. Move the page up and down to scroll through the current page.

- Add image

Add and view images during class.

- Option

Set the writing tools options.

- Bell

The mission bell function can be used to check students' progress or for simple voting. The teacher can activate the Mission bell and have students press it when they have completed an exercise or when voting.

Class log
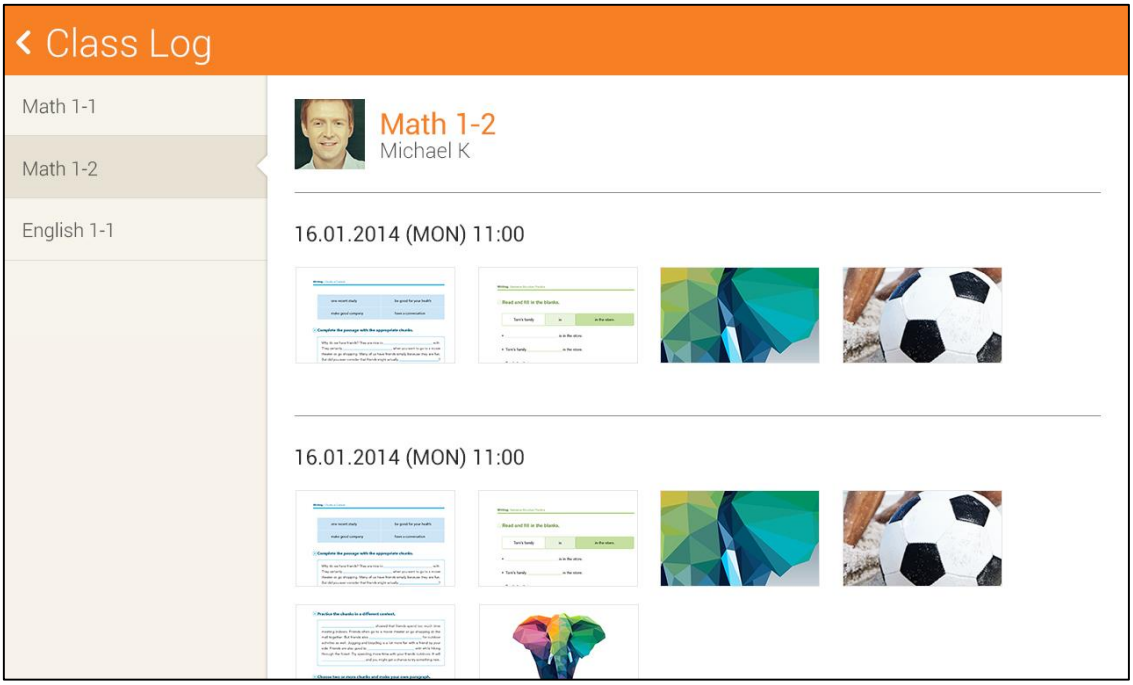
Allows the teacher to view and review slides, PDFs, etc. that were received during class. Session content is sorted by date. Selecting the content will allow the teacher to see the student's badges, quiz results, and drawings. However, if "Allow student review outside class" mode is selected as "no" for the Test slides, the student cannot review the Test outside of class.